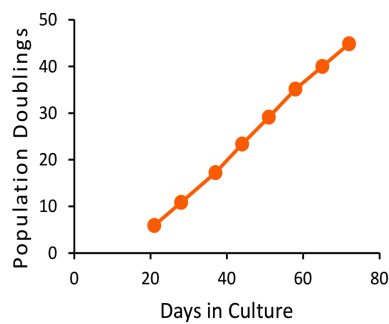
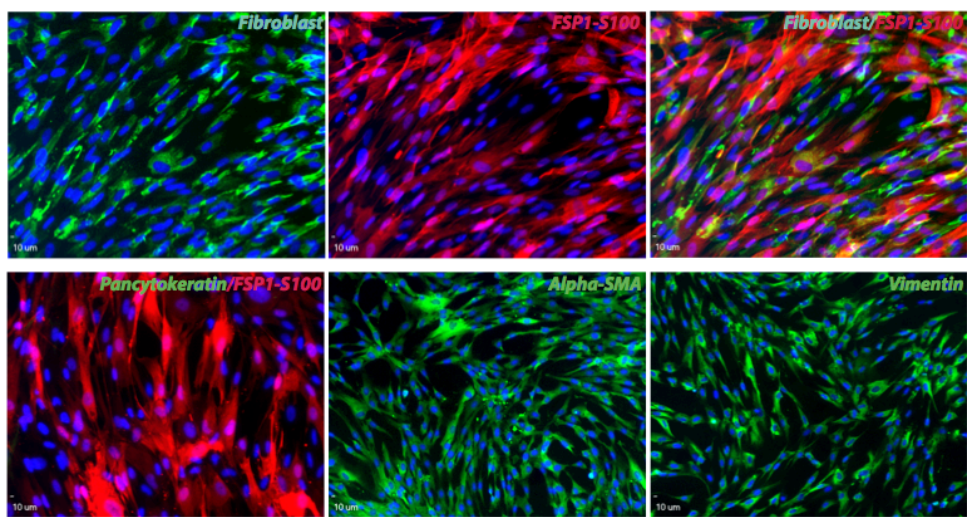


- Tissue-specific fibroblasts from healthy donors. Ideal for co-culture experiments with other cell types.
- Dermal fibroblasts from patient donors for a wide range of clinical indications.
- Low passage, cryopreserved cells with tailored Fibroblast Plating & Growth Medium (ax3045) for maximal recovery and growth.



- Above: Kidney Fibroblasts (ax3030) positive for pan-fibroblast markers, alpha smooth muscle actin and vimentin. Negative for pan-cytokeratin.
- Left: Growth rate of Dermal Fibroblasts (ax3027) in Fibroblast Plating & Growth Medium (ax3045).

Human Fibroblasts from Healthy Donors

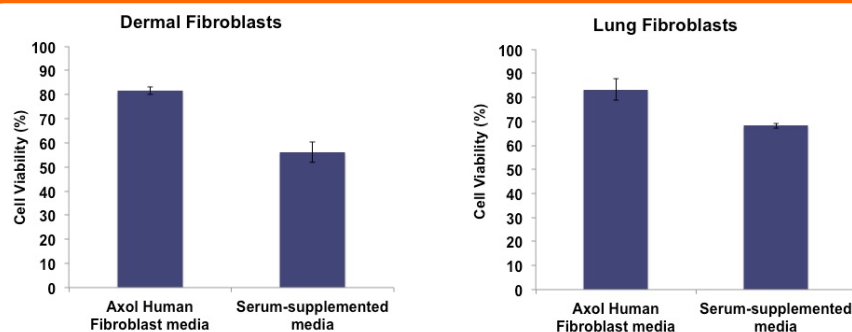
ax3037	Dermal Fibroblasts (Newborn)
ax3027	Dermal Fibroblasts (Adult)
ax3030	Kidney Fibroblasts (Adult)
ax3031	Thyroid Fibroblasts (Adult)
ax3032	Muscle Fibroblasts (Adult)
ax3033	Mammary Fibroblasts (Adult)
ax3034	Bladder Fibroblasts (Adult)
ax3035	Uterine Fibroblasts (Adult)
ax3036	Vas Deferens Fibroblasts (Adult)
ax3038	Lung Fibroblasts (Adult)

Dermal Fibroblasts from Patient Donors

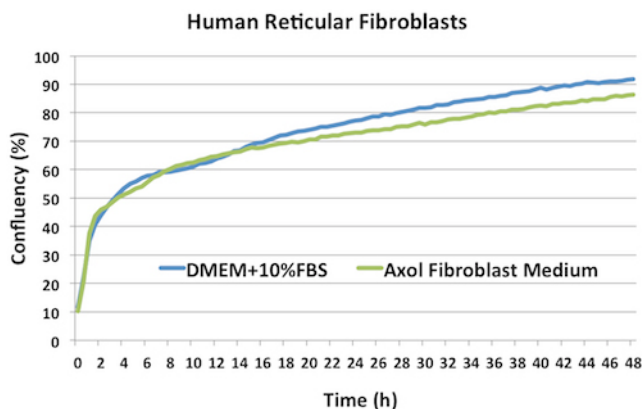
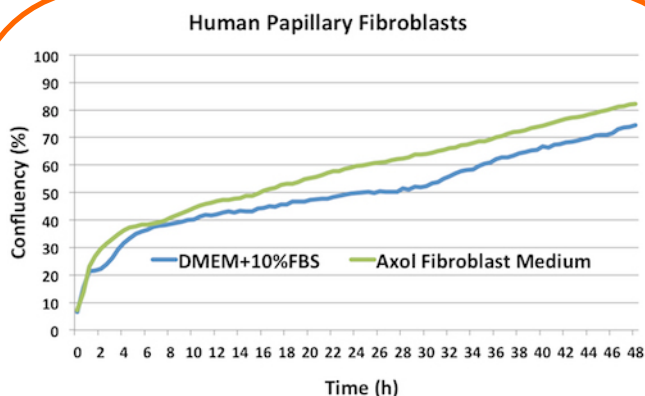
ax3010	Astrocytoma
ax3011	Amyotrophic Lateral Sclerosis
ax3012	Arteriovenous Malformation
ax3013	Duchenne Muscular Dystrophy
ax3014	Type I Diabetes
ax3015	Guillain-Barre Syndrome
ax3016	Glioblastoma
ax3017	Huntington's Disease
ax3018	Legg-Calve Perthes Syndrome
ax3019	Mucopolysaccharidosis
ax3020	Neurofibromatosis
ax3021	Parkinson's Disease
ax3022	Psoriasis
ax3023	Rheumatoid Arthritis
ax3024	Systemic Lupus
ax3025	Transverse Myelitis

Fibroblast Cell Culture Medium (Animal Component-Free) ax3103

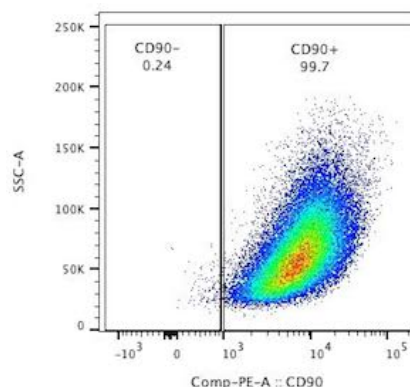
- Completely defined growth medium for human fibroblasts containing synthetic and recombinant components.
- Recombinant human growth factors promote fibroblast growth and the lipid-enriched formulation increases cell viability.
- Validated with our Newborn Dermal Fibroblasts (ax3037) for a completely defined, xeno-free cell culture system.
- Comparable growth rate and viability to serum-containing medium.



Cell viability of dermal and lung fibroblasts in Axol Human Fibroblast Medium compared to serum-supplemented medium.



Confluency of human papillary and reticular fibroblasts cultured in Axol Human Fibroblast Medium vs. DMEM + 10% FBS.



CD90 expression of human papillary fibroblasts cultured in Axol Human Fibroblast Medium.

- Fully-supplemented and ready to use.
- Low protein formulation permits analysis of secreted proteins.
- Absolutely no animal or human plasma-derived components.